

Newport Data in Your Backyard

Findings from the *2014 Rhode Island Kids Count Factbook*

Presented by Stephanie Geller

Rhode Island KIDS COUNT

October 7, 2014

Newport, Rhode Island



2014 Rhode Island Kids Count Factbook

Special Thanks

Special thanks to

Newport Partnership for Families

for hosting today's presentation

2014 Rhode Island Kids Count Factbook

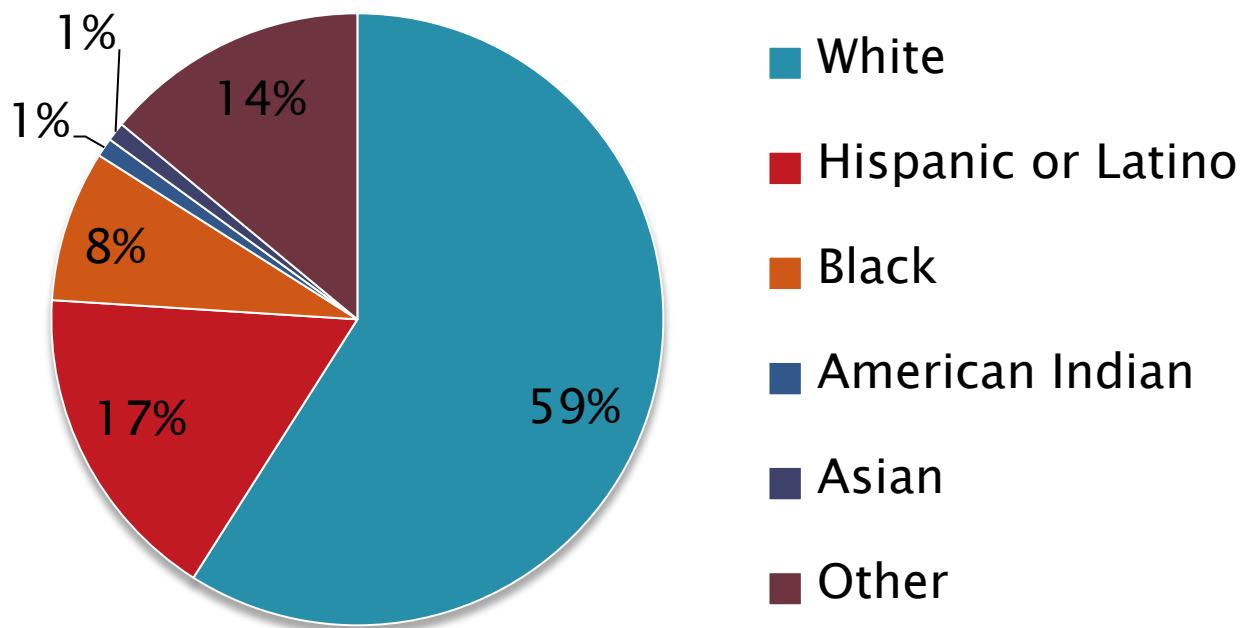
- 20th annual publication
- 70 indicators across 5 areas
- City and town-level information





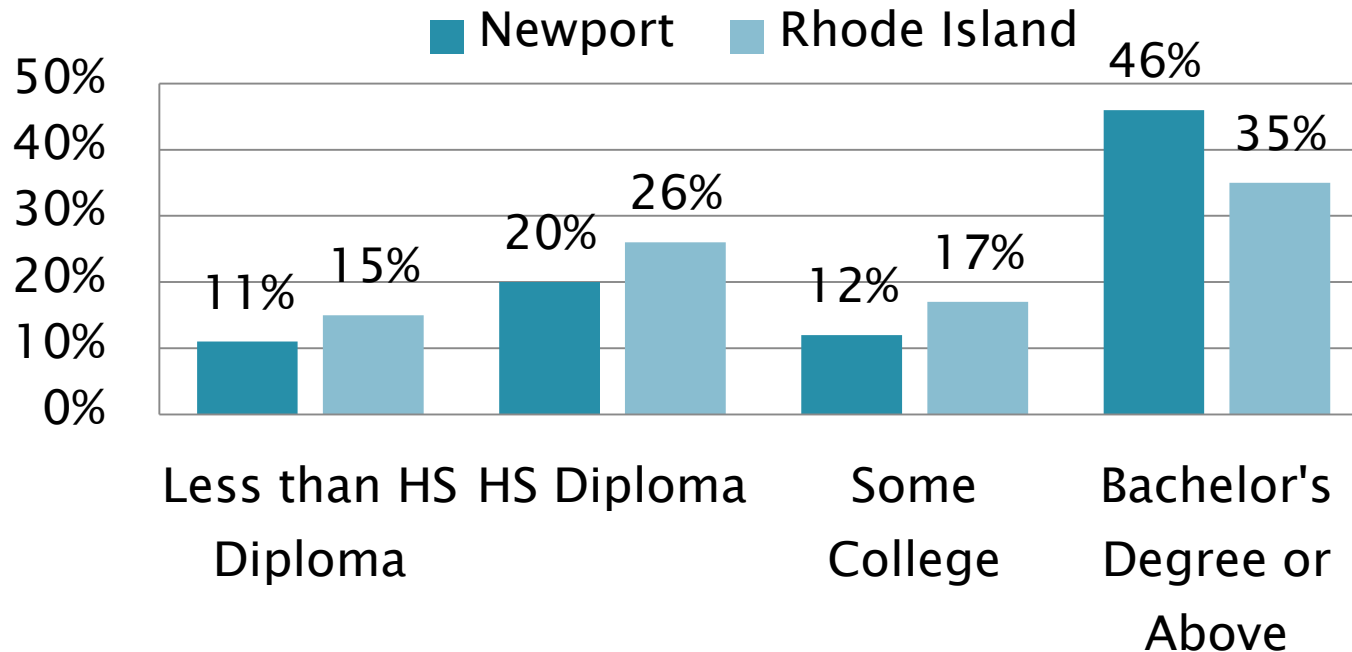
Family and Community

Child Population, 2010



- Child population down 21.5% from 2000
- Increasing racial and ethnic diversity

Mother's Education Level, 2008–2012



- Strong links between parental education levels and child well-being



Economic Well-Being

Child Poverty Defined, 2013

- **Poverty level**

- \$18,769 for a family of 3
- \$23,624 for a family of 4

- **Extreme poverty level**

- \$9,385 for a family of 3
- \$11,812 for a family of 4

- ***2012 Rhode Island Standard of Need***

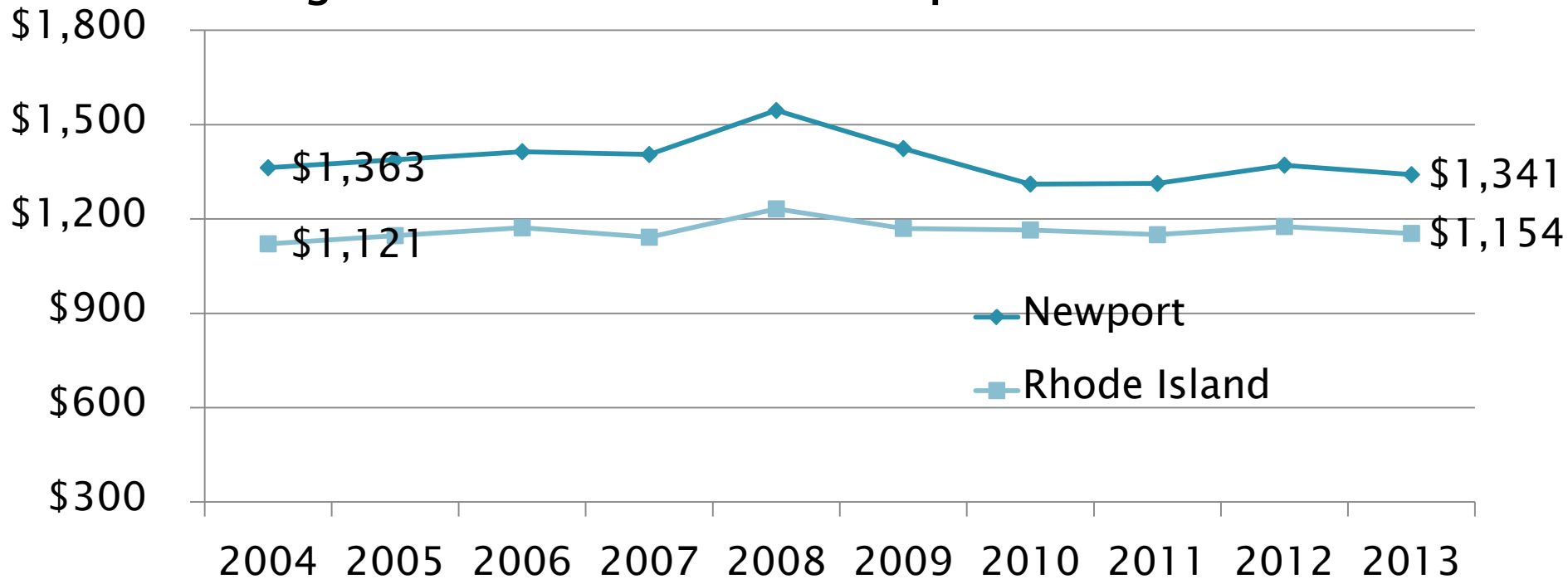
- Single-parent family with 2 children would need \$49,272 a year to meet its basic needs

Children in Poverty

	Child Poverty 2008–2012	FRPL October 2013
Middletown	499 (13.0%)	29%
Newport	503 (13.5%)	63%
Portsmouth	249 (6.9%)	15%
Four Core Cities	25,670 (35.6%)	79%
Rhode Island	40,317 (18.4%)	47%

Cost of Housing

Average Cost of a Two-Bedroom Apartment 2000–2012



- To afford the average rent in Rhode Island without a cost burden...
 - A worker would need to earn nearly 3 times the state's 2013 minimum wage of \$7.75 per hour.
- A family of three living at the poverty level in Newport...
 - would have to devote 82% of its household income to the cost of rent.

Homeless Children

In 2013, 1,117 children stayed in a homeless shelter or a domestic violence shelter in RI.

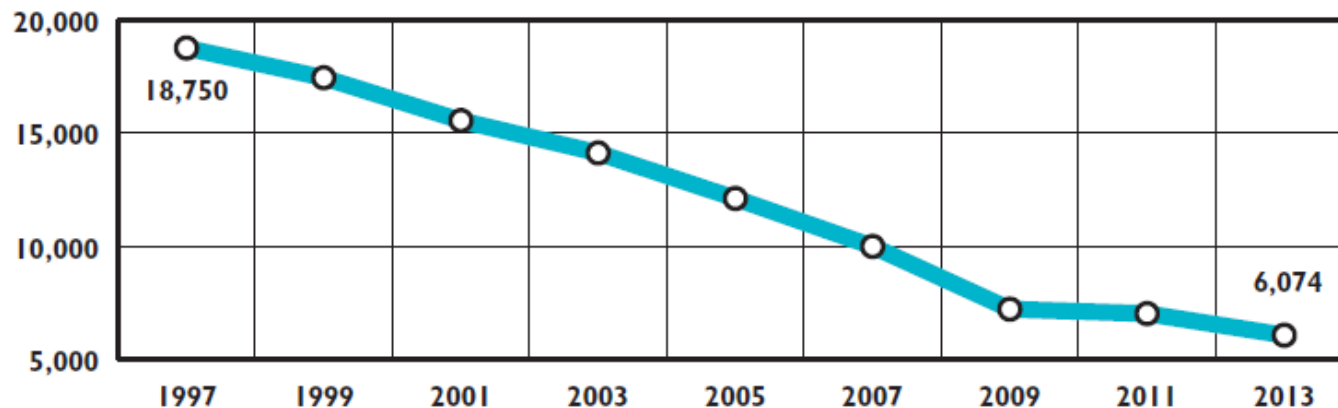
- Newport was the last permanent residence for 28 of these children.

During the 2012–2013 school year, Rhode Island public school personnel identified 923 children as homeless.

- Newport Public Schools personnel identified 25 children as homeless.

Children in Families Receiving Cash Assistance

Cash Assistance Caseload, Rhode Island, 1997-2013*



Source: Rhode Island Department of Human Services, InRhodes Database, December 1, 1997-2013. Cases can be child-only or whole families and multiple people can be included in one case. *The Rhode Island Department of Human Services changed the method for calculating the caseload data starting in the 2012 Factbook. This change is reflected in 2010-2013 caseload data. Comparisons to earlier years should be made with caution.

- 67% decline in Rhode Island cash assistance caseload.
- 7% (282) of children in Newport receive cash assistance.
- 69% of RI Works beneficiaries are children under age 18.
- In SFY 2014, for the fifth year in a row, the state budget included no state general revenue for cash assistance.

Children Receiving SNAP Benefits

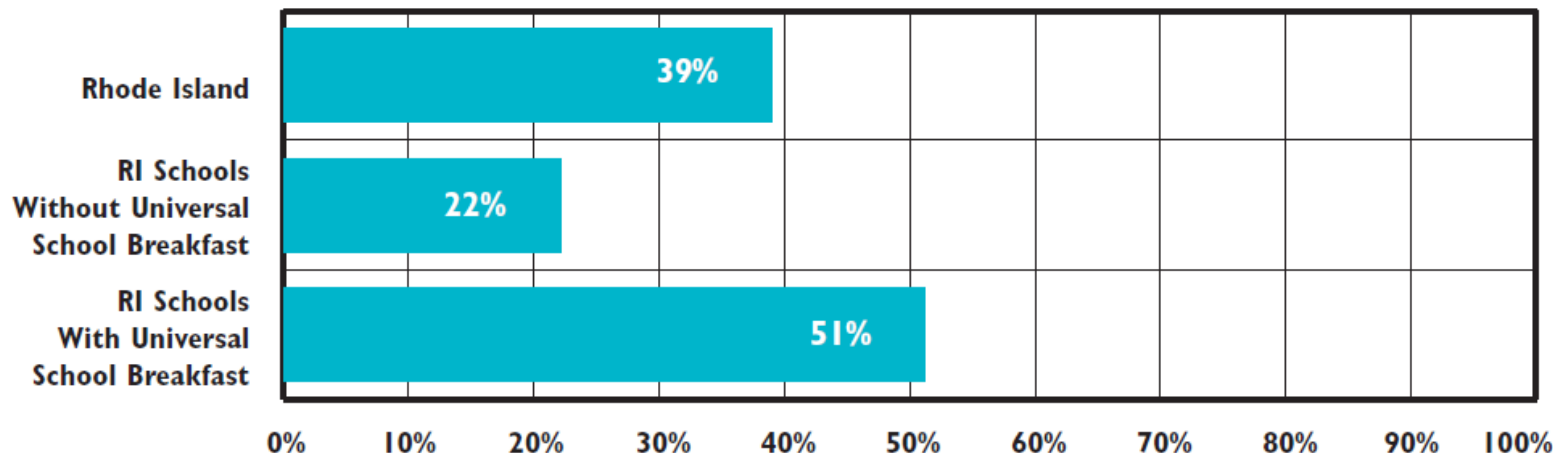
	# Participating 2008	# Participating 2013	% Change 2008–2013
Middletown	243	421	73%
Newport	1,050	1,315	25%
Portsmouth	130	257	98%
Four Core Cities	27,816	39,218	41%
Rhode Island	41,421	63,971	54%

In October 2013

- 1,315 Newport children were receiving SNAP benefits.
- 25% increase from 2008.

Children Participating in School Breakfast

Low-Income Children Participating in the School Breakfast Program, Rhode Island, October 2013



Source: Rhode Island Department of Education, Office of School Food Services, Office of Finance and Office of Network & Information Systems, October 2013.

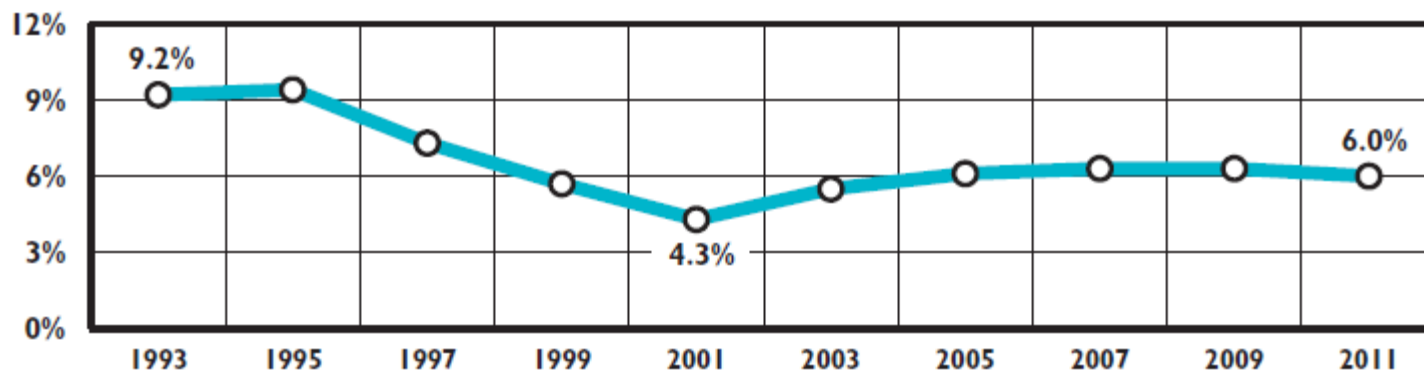
- 22% of Newport's low-income students participated in the School Breakfast Program.



Health

Children's Health Insurance

Children Without Health Insurance, Rhode Island, 1992-2012



Source: U.S. Census Bureau, Current Population Survey, 1992-2012, three-year averages (labeled by the mid-point year), compiled by Rhode Island KIDS COUNT. Data are for children under 18 years of age.

- **In Rhode Island in 2013**
 - 5.4% of children under age 18 were uninsured
 - Rhode Island ranks 16th best in the country
- Children in families with incomes up to 250% FPL are eligible for Rlte Care.

Accelerated Rlte Care Renewals



42,000 families covered by
Rlte Care in 2013

(1,797 children in Newport)

Must renew July – December 2014



Renew Rite Care Resources Available

Flyers

ACT NOW!
Renew your Rite Care

If your family had Rite Care in **2013** you need to renew your Neighborhood or United insurance.

There's a new way to renew and people to help you.

- Renew over the phone:** It's fast and accessible in your native language. 1-855-651-7879. Available Monday - Saturday 9am - 5pm and Sunday 9am - 6pm.
- Renew in person:** Call the contact center (1-855-651-7879) to make an appointment at their office in Providence or with an interpreter (navigator) in your community. The contact center is open Monday - Saturday 9am - 5pm and Sunday 9am - 6pm. You can also go to your local DHS office.
- Renew online:** www.rihscap.org/renewnow. Be sure to call 1-855-651-7879 if you need help when you are online.

Renew Now! Once you get a yellow notice from the state, renew right away. If you got a notice and didn't renew, re-apply now. You don't have to wait for a notice, you can renew now. If you are not sure, call 1-855-651-7879.

The Rhode Island Health Coverage Project is an initiative of The Economic Progress Institute and Rhode Island DHS. © 2014 RIHSCAP. All rights reserved. For more information, contact: Robert Pineda, rhpineda@economicprogress.org, 401.436.2212.

¡DECIDA AHORA MISMO!
Renueve su Rite Care

Si su familia tuvo Rite Care en **2013**, necesita renovar su seguro Neighborhood o United.

Hay una nueva manera de renovar y gente dispuesta a ayudarlo.

- Renueve por teléfono:** Es rápido y accesible en su lengua materna. 1-855-651-7879. Disponible de lunes a sábado de 9am a 5pm, y domingo desde el mediodía hasta las 6 pm.
- Renueve personalmente:** Llame al centro de contacto (1-855-651-7879) para solicitar una cita en la oficina de Providence o con un intérprete (navegador) en su comunidad. El centro de contacto está abierto de lunes a sábado de 9am a 5pm, y los domingos desde el mediodía hasta las 6 pm. También puede visitar su oficina local del DHS.
- Renueve en línea:** www.rihscap.org/renueveahora. Asegúrese de llamar al 1-855-651-7879 si necesita ayuda cuando está en línea.

¡RENUÉVELO AHORA MISMO! Una vez que recibe una notificación amarilla del estado, renuévelo inmediatamente. Si recibió una notificación y no lo renovó, vuelva a presentar la solicitud ahora mismo. No tiene que esperar la notificación, puede renovarlo ahora mismo. Si no está seguro, llame al 1-855-651-7879.

El Proyecto de Cobertura de Salud de Rhode Island (Rhode Island Health Coverage Project) es una iniciativa del Instituto de Progreso Económico y el Departamento de Salud de Rhode Island. © 2014 RIHSCAP. Todos los derechos reservados. Para más información, contacte: Robert Pineda, rhpineda@economicprogress.org, 401.436.2212.

Social Media

Did you have Rite Care in 2013?

If you haven't renewed your coverage, do it now!

LEARN MORE: tinyurl.com/RenewNowFlyer

¿Tenía Rite Care en 2013?

¡Si no ha renovado su cobertura, hágalo ahora mismo!

Más información: tinyurl.com/RenovarAhora

Recorded Webinar

Help Families Renew Their Rite Care Insurance:
A Webinar for Community Helpers
September 8, 2014

Rhode Island Health Coverage Project
An initiative of The Economic Progress Institute and Rhode Island DHS © 2014

Order Flyers

rikids@rikidscount.org

Download Materials

www.rikidscount.org

View Webinar

YouTube: [conomicprogressri](https://www.youtube.com/conomicprogressri)

Infants Born at Highest Risk

Mother:

Under Age 20

Unmarried

Without High School
Degree



Child:

9 times more likely to grow up
in poverty

More likely to suffer from
abuse or neglect

Less likely to be ready for
school at kindergarten entry

Less likely to perform well in
school

Less likely to complete high
school

In 2013...

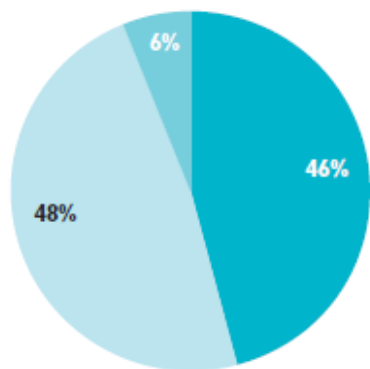
- 290 (3%) Rhode Island babies were born with all three risk factors.
- 5 (2%) Newport babies were born at highest risk.

Evidence-Based Home Visiting

Families Enrolled in Evidence-Based Home Visiting Programs, Rhode Island, October 2013

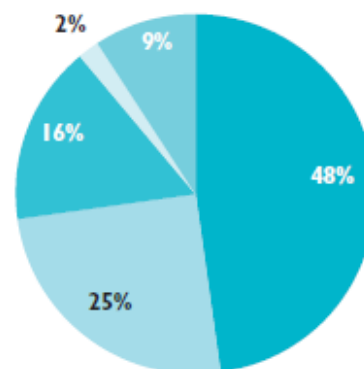
By Maternal Age at Enrollment

46%	Under Age 20
48%	Age 20 to 24
6%	Over Age 24



By Maternal Education Level

48%	Less than high school/GED
25%	High school or GED
16%	Some college/vocational training
2%	Four year college degree
9%	Unknown



n=288

Source: Rhode Island Department of Health, October 2013.

- 13 Newport families enrolled in one of the three Maternal Infant, and Early Childhood Home Visiting (MIECHV)-funded evidence-based home visiting programs in Rhode Island.

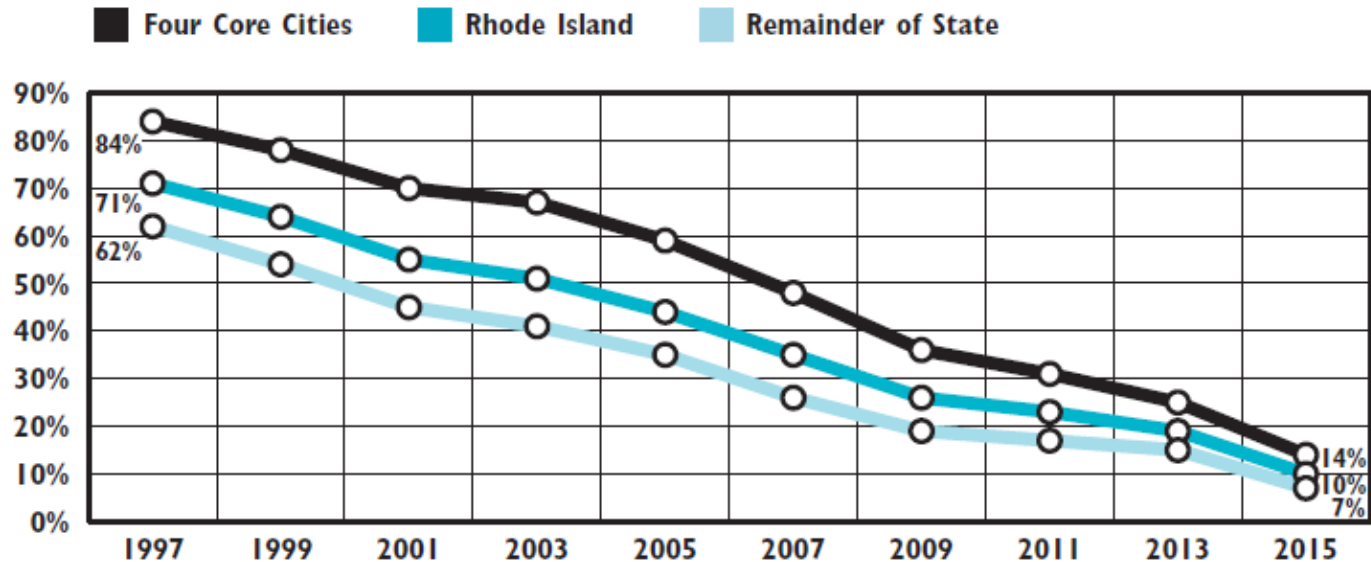
Infant Health Outcomes, 2008–2012

	Delayed Prenatal Care	Pre-term Births	Low Birthweight Infants	Infant Mortality Rate/1,000 Births
Middletown	8.9%	8.5%	6.4%	2.3
Newport	8.6%	11.2%	8.1%	7.3
Portsmouth	6.4%	8.2%	5.6%	4.9
Four Core Cities	18.0%	12.5%	9.0%	8.0
Rhode Island	13.7%	10.9%	7.8%	6.4

- Newport's delayed prenatal care rate declining
- Other infant health outcome measures worse than the state as a whole

Children with Lead Poisoning

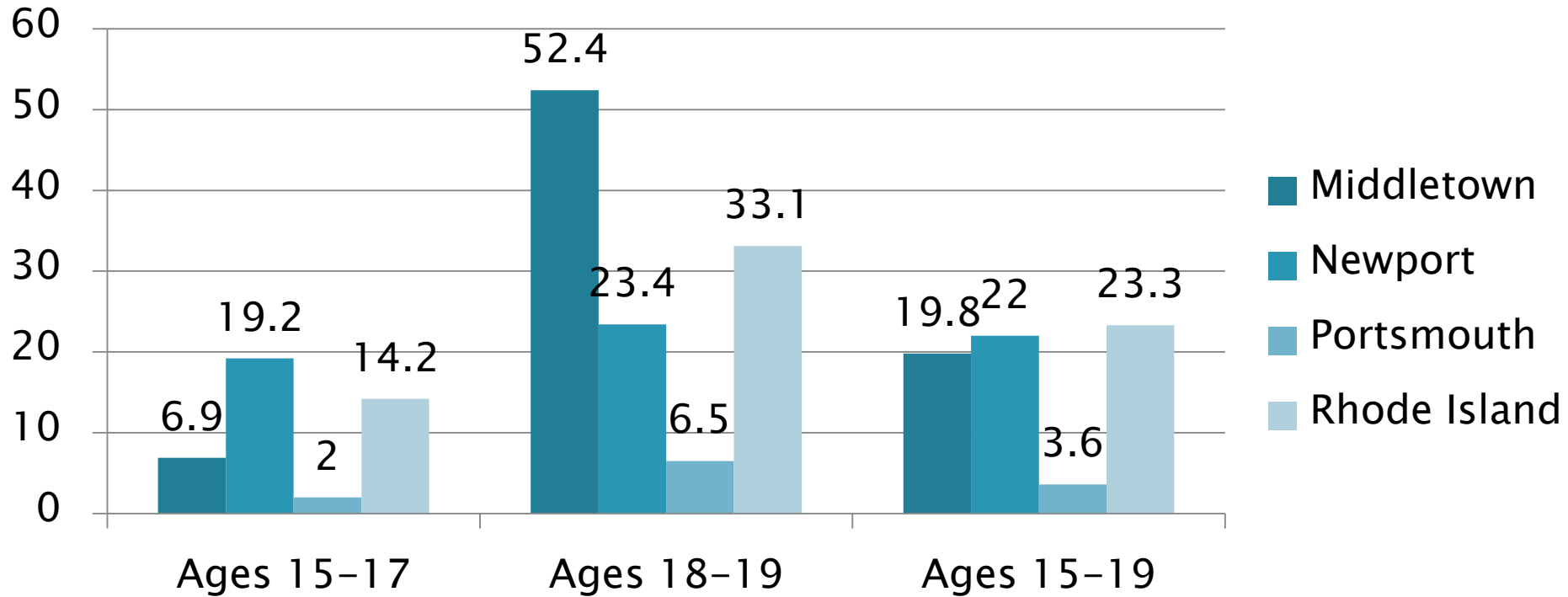
Children Entering Kindergarten with History of Elevated* Blood Lead Level Screening ($\geq 5 \mu\text{g/dL}$), Rhode Island, Four Core Cities, and Remainder of State, 1997-2015



Source: Rhode Island Department of Health, Healthy Homes and Childhood Lead Poisoning Prevention Program, Children entering kindergarten between 1997 and 2015. *Elevated blood lead level of $\geq 5 \mu\text{g/dL}$.

- Of the 302 children entering kindergarten and tested for Lead Poisoning in Newport, 27 (8.9%) were confirmed with blood lead levels $\geq 5 \mu\text{g/dL}$.

Birth to Teens, 2008–2012



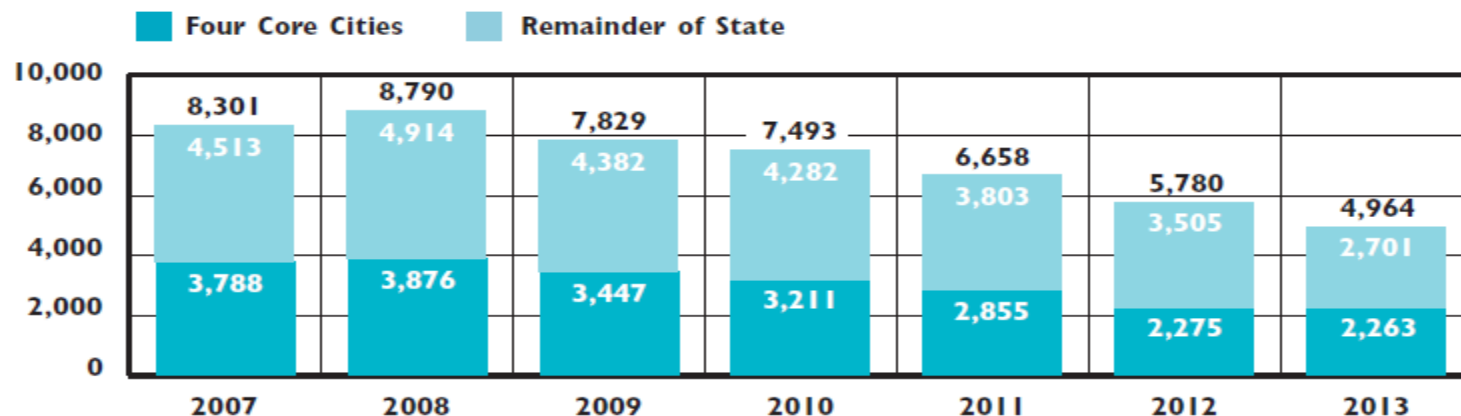
- Teen birth rate on the decline nationally, in Rhode Island, and in Newport.



Safety

Juveniles Referred to Family Court

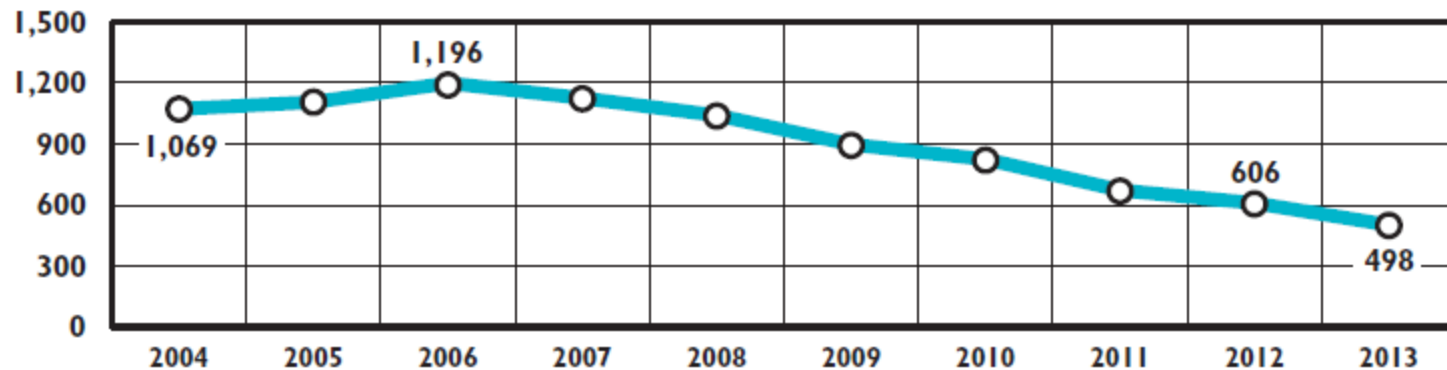
Juvenile Wayward/Delinquent Offenses Referred to Rhode Island Family Court, 2007-2013



- 45% decline in youth referred to Family Court from 2007 to 2013

Juveniles at the Training School

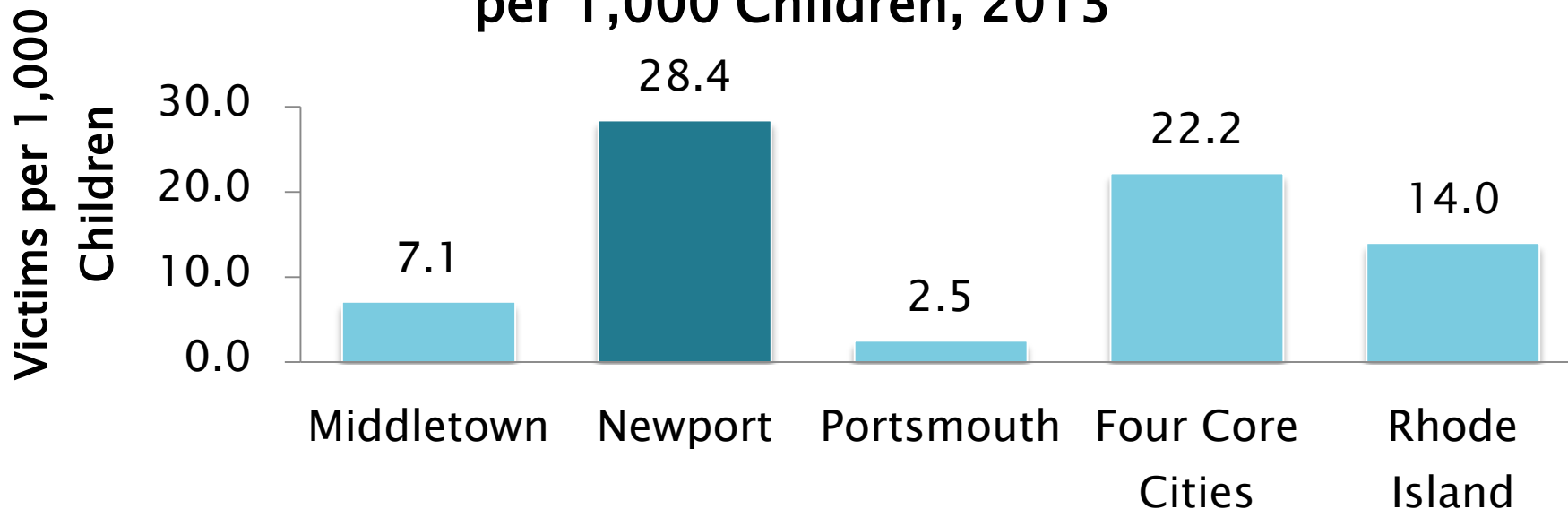
Juveniles in the Care and Custody of
the Rhode Island Training School, Calendar Years 2004-2013



- 498 youth were in the care or custody of the Training School at some point during 2013, down from 1,069 in 2004.
- In 2008, the Rhode Island General Assembly instituted a cap on the number of youth at the Training School. On any given day, the limit is 148 boys and 12 girls.

Child Abuse and Neglect

Victims of Child Abuse and Neglect per 1,000 Children, 2013



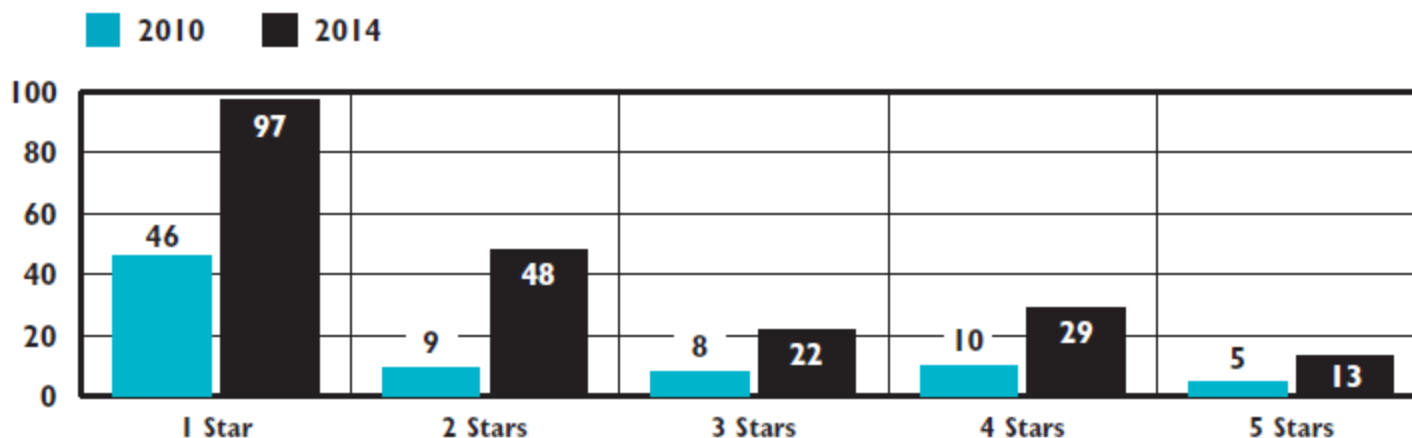
- Newport's reported child abuse and neglect victim rate is the third highest in the state



Education

Early Learning Programs Participating in BrightStars

Quality Ratings of Early Learning Programs Participating in BrightStars, Rhode Island, 2010 and 2014



Source: Rhode Island Association for the Education of Young Children, 2010 and 2014.

In Newport:

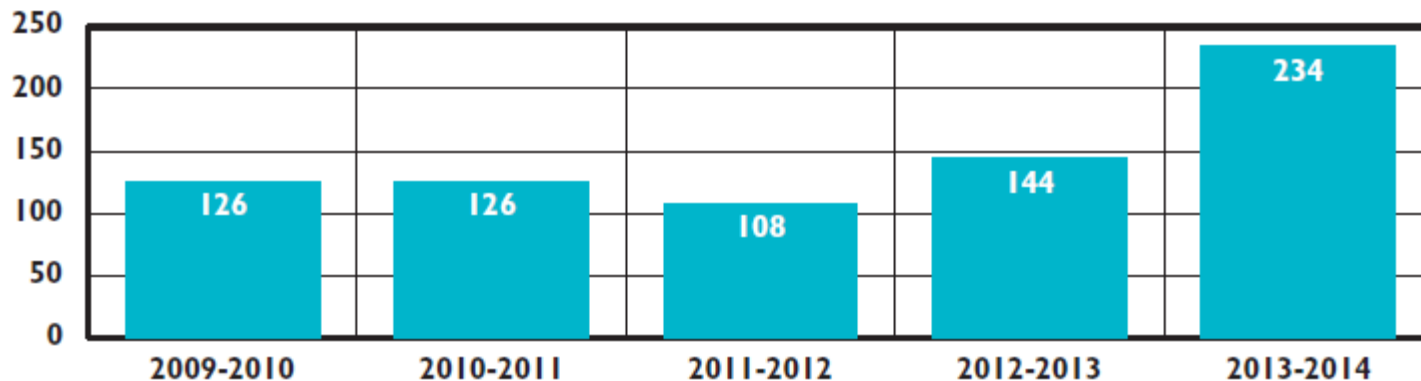
- 75% of child care centers and preschools participate in BrightStars
 - 0% have a quality rating
- 25% of family child care homes participate in BrightStars
 - 0% have a quality rating

Head Start and Early Head Start

- **Head Start:** In 2013, 84 Newport children (16% of Newport children ages 3 to 4) were enrolled.
- **Early Head Start:** In 2013, 46 Newport children (6% of Newport children under age 3) were enrolled.

Children Enrolled in State Pre-K

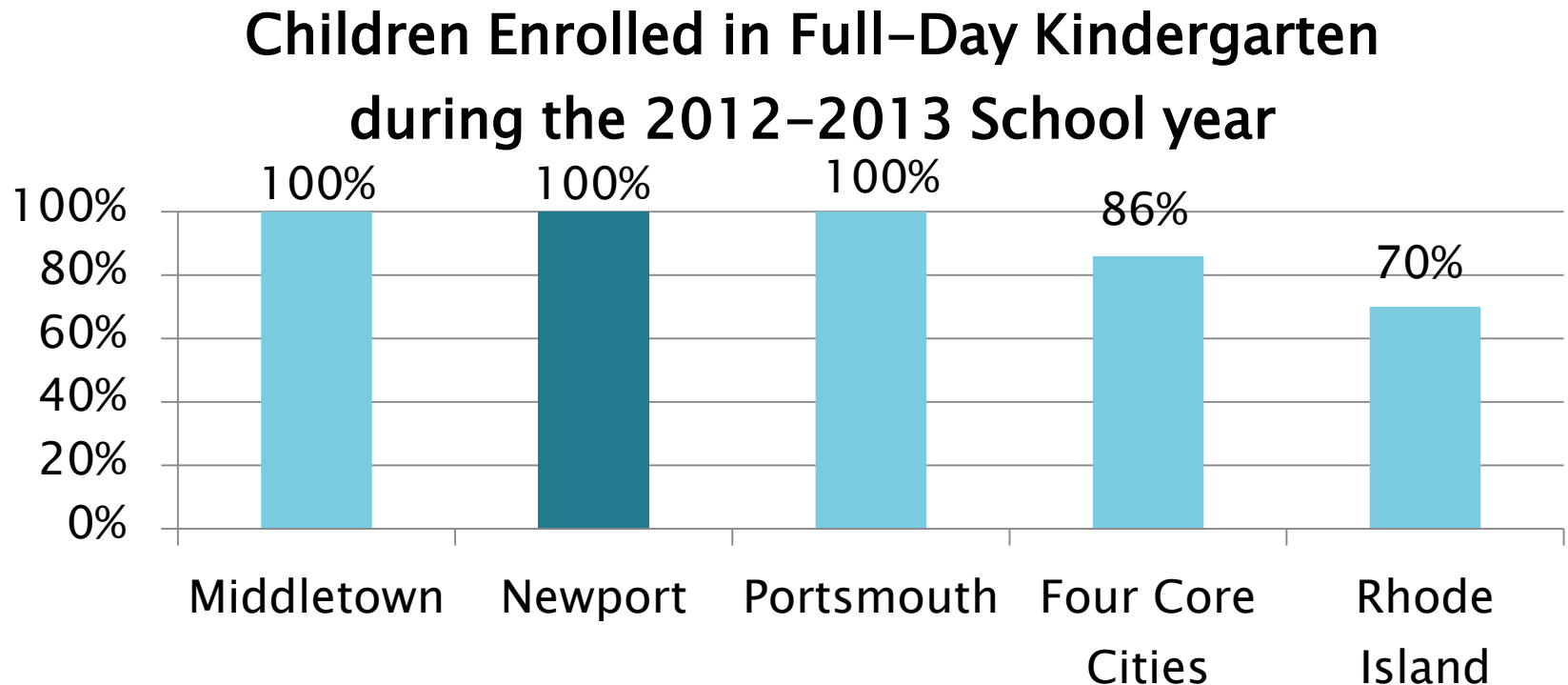
Rhode Island State Pre-K Funded Slots, 2009-2010 through 2013-2014



Sources: National Institute for Early Education Research (NIEER), *The state of preschool 2010, 2011, 2012*.
Rhode Island Department of Education, State Pre-K programs 2012-2013 and 2013-2014 school years.

- During the 2013–2014 school year, 18 Newport children (8% of four-year-olds) were enrolled in the State Pre-K program.

Children Enrolled in Full-Day Kindergarten

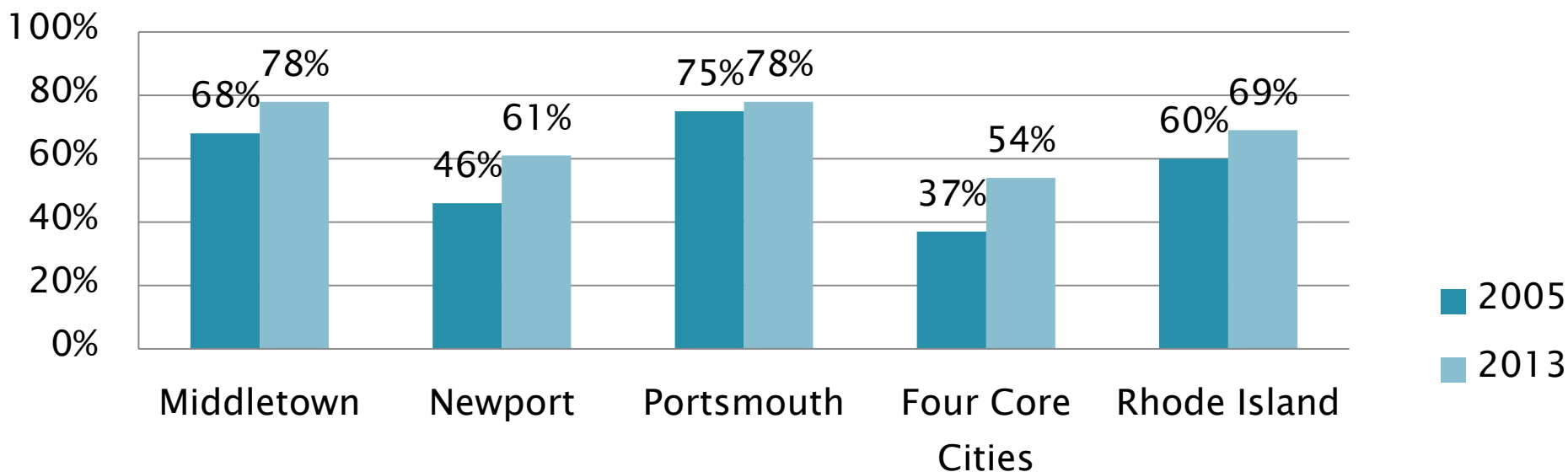


- The Portsmouth School Department began operating universal full-day kindergarten during the 2013–2014 school year

Fourth-Grade Reading Skills

Fourth-Grade Reading Proficiency % At or Above the Proficiency Level

Four Core Cities and Rhode Island, 2005 & 2013



- Between 2005 and 2013, Newport's 4th grade reading proficiency rate increased from 46% to 61%.
- Reading proficiency rates remain below the state rate.

Math Skills

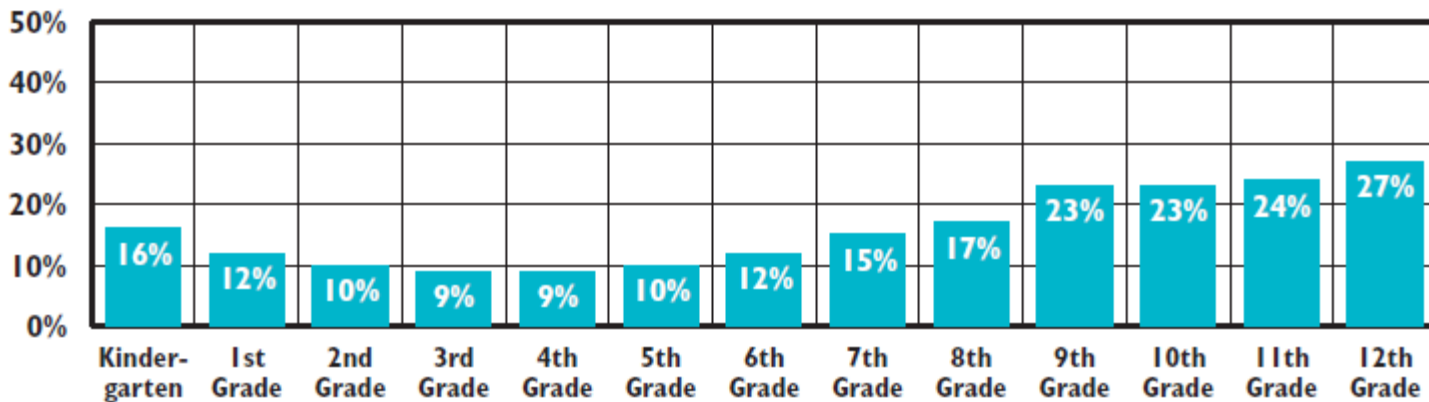
	4 th Grade 2005	4 th Grade 2013	8 th Grade 2005	8 th Grade 2013	11 th Grade 2007*	11 th Grade 2013
Middletown	68%	78%	70%	66%	33%	59%
Newport	34%	50%	39%	55%	24%	24%
Portsmouth	67%	83%	72%	78%	37%	63%
Four Core Cities	31%	43%	25%	34%	10%	16%
Rhode Island	52%	63%	47%	57%	22%	36%

*Note: 2007 is the first year that 11th grade students participated in the *NECAP*.

- Since 2005, Newport has seen improvements in 4th and 8th grade math proficiency but not 11th grade math proficiency.
- Newport continues to have math proficiency rates below state rate.

Chronic Early Absence

Chronic Absence Rates in Rhode Island by Grade, 2012-2013 School Year

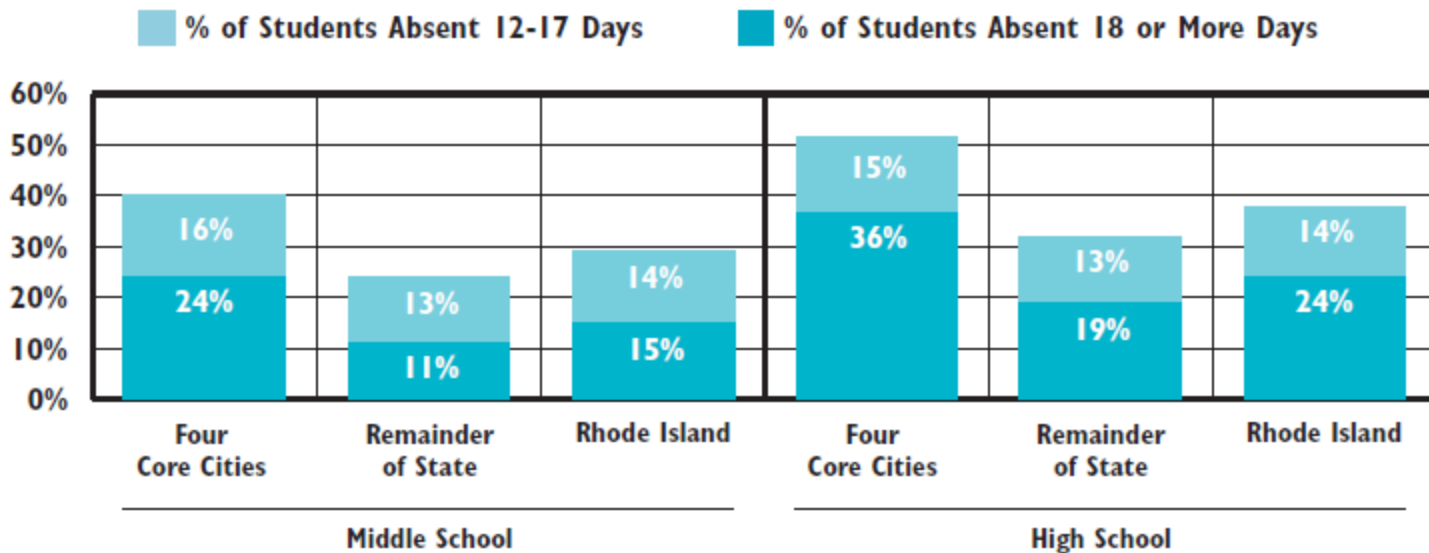


Source: Rhode Island Department of Education, 2012-2013 school year.

- Newport's chronic early absence rate (grades K-3) of 17% is higher than the state rate of 12%.

Chronic Absence, Middle School and High School

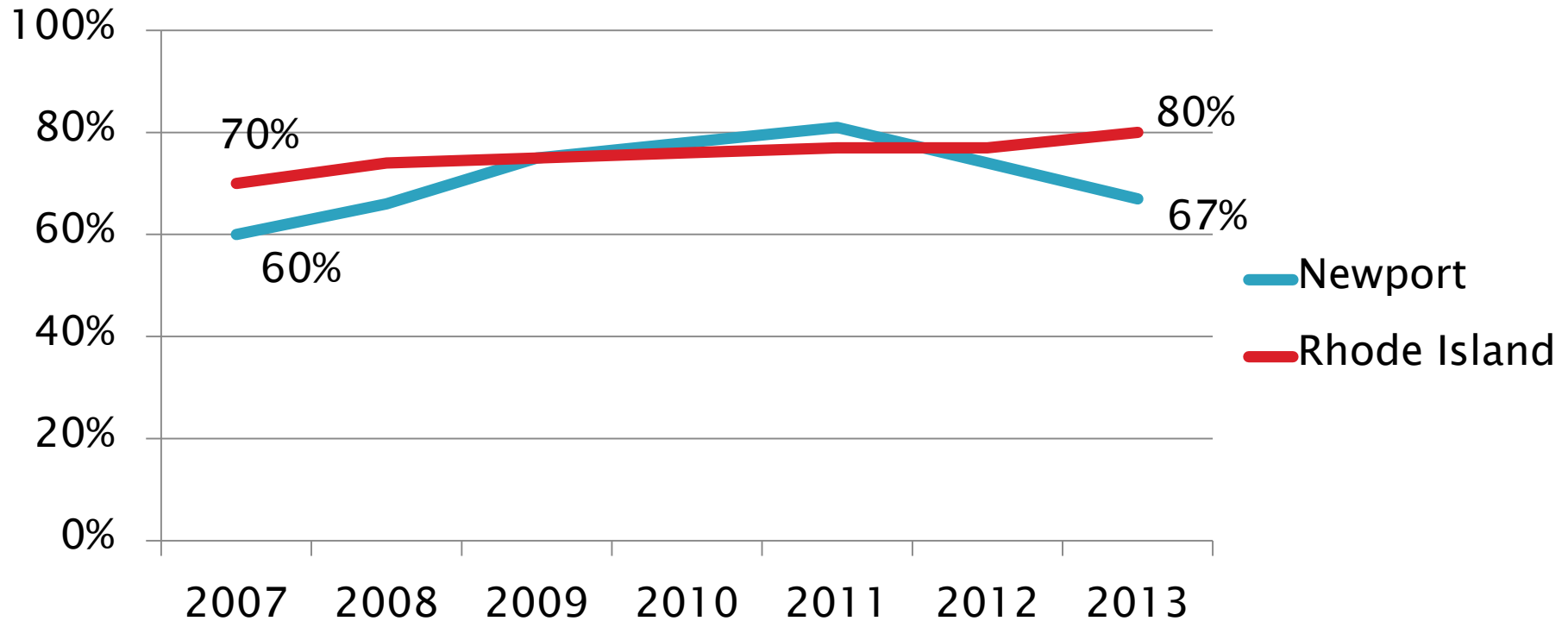
School Attendance in Rhode Island by Number of School Days Missed, Middle School and High School, 2012-2013 School Year



Source: Rhode Island Department of Education, 2012-2013 school year.

- Newport's chronic absence rate in high school of 38% is well over the state rate of 24%

High School Graduation Rate, 2007–2013



- The Newport 4-year graduation rate for the Class of 2013 was 67%, the dropout rate was 22%, 4% completed their GED within 4 years of entering high school, and 7% were still in school in the fall of 2013.

High School Graduation Rate, 2013


All Newport Students	67%
Females	65%
Males	69%
Students with Disabilities	40%
Students without Disabilities	75%
Low-Income Students	55%
Higher-Income Students	91%
White	77%
Black	59%
Hispanic	44%

Rhode Island KIDS COUNT
One Union Station
Providence, RI 02903
(401) 351-9400 voice
(401) 351-1758 fax
www.rikidscount.org
rikids@rikidscount.org

Find us on Facebook & Twitter!



**Rhode Island
KIDS COUNT**



@RIKidsCount